

Risk assessment for COVID secure funeral homes for visitors and colleagues –

Location: Amersham	Description of space	Steps taken to control the risk of COVID-19 transmission	Available resources
Access / exit from building	Front door entrance into reception area.	<p>Wait and allow time and space for people to enter / exit with sufficient space.</p> <p>Stagger arrival / departure times.</p> <p>Ask everyone who visits if they are displaying symptoms of COVID-19. If they are, they cannot enter.</p> <p>Sanitise hands on entering.</p>	<p>Hand sanitiser</p> <p>Door sign</p>
Reception Area	Large enough for 2 visitors.	<p>No more than 2 people from the same household.</p> <p>Door handles and seating wiped after visitors have left.</p>	<p>Signs</p> <p>Hand sanitiser</p> <p>Surface disinfectant wipes</p> <p>Tissues</p>
Arrangement room	Large enough for up to 2 visitors whilst still maintaining 2m social distancing	<p>Maintain 2m social distancing.</p> <p>All seating wiped down after every use.</p> <p>Surfaces wiped down with Anti-Bac Spray after meetings have finished specific attention to surfaces such as wood or metal.</p>	<p>Reminder signs.</p> <p>Hand Sanitiser</p>
Office	Same as Reception.	<p>Maintain 2m social distancing.</p> <p>Keyboards and mouse, phones and desks wiped down with surface disinfectant wipes every day.</p>	<p>Hand Sanitiser</p>



C.P.J. Field.

More than a funeral director since 1690.

Toilets	1 person maximum.	<p>Wait and allow time and space for people to enter / exit with sufficient space.</p> <p>Display sign.</p> <p>Sanitation of surfaces and door furniture regularly.</p> <p>Wash hands in hot water for 20 seconds with soap.</p> <p>Good hand washing guide displayed.</p> <p>Regular cleaning</p> <p>Bins emptied every day.</p>	<p>Soap</p> <p>Surface disinfectant wipes</p> <p>Reminder signs</p> <p>Disposable paper towels</p>
Welfare facility / kitchen area	3 persons maximum, allowing for 2 metre social distancing to be maintained.	<p>All surfaces regularly disinfected, and bins emptied every day.</p> <p>First Aid Box.</p> <p>Ensure shared products such as milk, butter Containers etc. are cleaned with anti-bac regularly</p> <p>Ensure cutlery, cups, plates and utensils are thoroughly cleaned using dish washer</p> <p>Good hand washing guide displayed.</p>	<p>Hand sanitiser</p> <p>Hand soap</p> <p>Surface wipes</p> <p>Disposable paper towels</p> <p>Reminder signs</p>
Mortuary	<p>Back door into garage and onto forecourt at the rear of the premises.</p> <p>Mortuary max 2 people.</p> <p>Garage no max as opens to the outside space.</p>	Cleaning on the mortuary is done on a regular basis by FD.	<p>Masks</p> <p>Aprons</p> <p>Gloves</p> <p>Sleeve covers</p> <p>Face shields</p> <p>Sanitiser</p> <p>(Wet Floor Signs required at Amersham)</p>



C.P.J. Field.

More than a funeral director since 1690.

DATE:15/06/2020		Reviewed by: Becky Greenaway	Updated AJH 9/7
-----------------	--	------------------------------	--------------------

Remember:

Continuous and Regular Handwashing is the best prevention against the spread of infection

<https://www.nhs.uk/live-well/healthy-body/best-way-to-wash-your-hands>

<https://www.gov.uk/guidance/working-safely-during-coronavirus-covid-19/shops-and-branches>

Appendix 1

Signage for public areas in your funeral home (to be provided centrally for all)

- Appropriate holders will be provided to assist you in ensuring these signs are as sympathetically and effectively displayed as possible.
- HSE/PHE/NHS good handwashing technique posters by sinks (All ready provided)
- Rules for visiting our funeral homes to go in the window / on the door. Example -



C.P.J. Field.

More than a funeral director since 1690.



CORONAVIRUS: STOP AND READ

When visiting our funeral home, please:



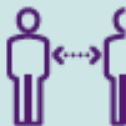
1. Keep visitors to 1 or 2 people from the same household.



2. Make an appointment to visit in advance.



3. Do not enter if you or anyone in your household is experiencing symptoms (raised temperature, persistent cough or changed sense of smell or taste). Contact us by phone or arrange a Zoom call instead.



4. Visitors must observe social distancing guidance at all times. Look out for the signs that help you keep the right space between you.



5. Wash your hands regularly. Use the hand sanitiser provided or use warm water and soap available at sinks in the lavatory.



6. Catch a sneeze in your sleeve or a disposable tissue and place it in the bin immediately and clean your hands. Keep contact with your face to a minimum.



7. Wear a face covering if you feel more comfortable, and you can ask our colleagues to do the same.



8. The time will come for a handshake or a hug. For now, we'll have to make do with a wave, as much as we want to demonstrate to you how much we care and give you comfort.



G.P.J. Field

More than a funeral director since 1690.

- Marker for the floor showing 2m from the reception desk. Example -



- Catch it, bin it, kill it signs for the meeting rooms. Example-



C.P.J. Field.

More than a funeral director since 1690.

For everyone's safety, please:

CATCH IT

Germs spread easily. Always carry tissues and use them to catch your cough or sneeze.



BIN IT

Germs can live for several hours on tissues. Please dispose of your tissue as soon as possible.



KILL IT

Hands can transfer germs to every surface you touch. Clean your hands as soon as you can.



C.P.J. Field.

More than a funeral director since 1690.



C.P.J. Field.

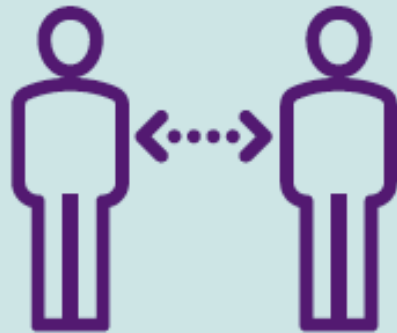
More than a funeral director since 1690.

- Social distancing reminder signs (in plastic holders) for public areas. Example -




C.P.J. Field.

More than a funeral director since 1690.



Social Distancing

For everyone's safety, please keep 2 metres (6ft) from those from another household.



Tissues

Please use the tissues provided should you need them.



C.P.J. Field.

More than a funeral director since 1690.